



Making Your Life Better.

BU Medical Equipment

**Sede legale ed amministrativa
Headquarters**

Cefla s.c.
Via Selice Provinciale, 23/a
40026 Imola - Bo (Italy)
tel. +39 0542 653111
fax +39 0542 653344

**Stabilimento
Plant**

Via Bicocca, 14/c
40026 Imola - Bo (Italy)
tel. +39 0542 653441
fax +39 0542 653601



A5.

ANTHOS CLASSE A5

CONTINENTAL
INTERNATIONAL
CHAIR WITH CUSPIDOR
CART
SINGLE CART



VERSATILITY OF MIND



CLASSE A5

think.

think easy.

A concept as simple as it is effective, easy to use and so flexible that it can integrate instruments, devices and functions for specialised dental surgeries.

think forward.

Thinking about the future means being able to count on a flexible, reliable model that responds to differing clinical needs with practical solutions.

think wellness.

Not just comfortable thanks to the patient chair or the working ergonomics, but safe thanks to automatic, certified hygiene systems that protect both the patients and the dental team.

Anthos Classe A5.

anthos

CLASSE A5.

Clear information and user-friendly functions

LCD TOUCH

Classe A5 has a colour LCD display. Dental unit functions are controlled quickly and simply, and dentists can count on the reception of clear, complete information. Individual instrument, patient

chair and integrated device settings can be accessed rapidly and easily while the control panel layout remains user-friendly and incorporates numerous advanced functions.

Glass-protected display.

The glass cover on the instrument control panel means the surface can be disinfected safely with ease.



CLEAN



Clean. Function that disables the keyboard when the glass surfaces of the panel need cleaning, thus preventing involuntary activation of controls.

TIMER



Timer. This function lets users keep track of application times (e.g. when etching gel or compounds are used).

ENDO



Endo. The i-MMs micromotor (optional) gives dentists access to all endodontic functions, which are controlled in an integrated manner by the panel on the dental unit.



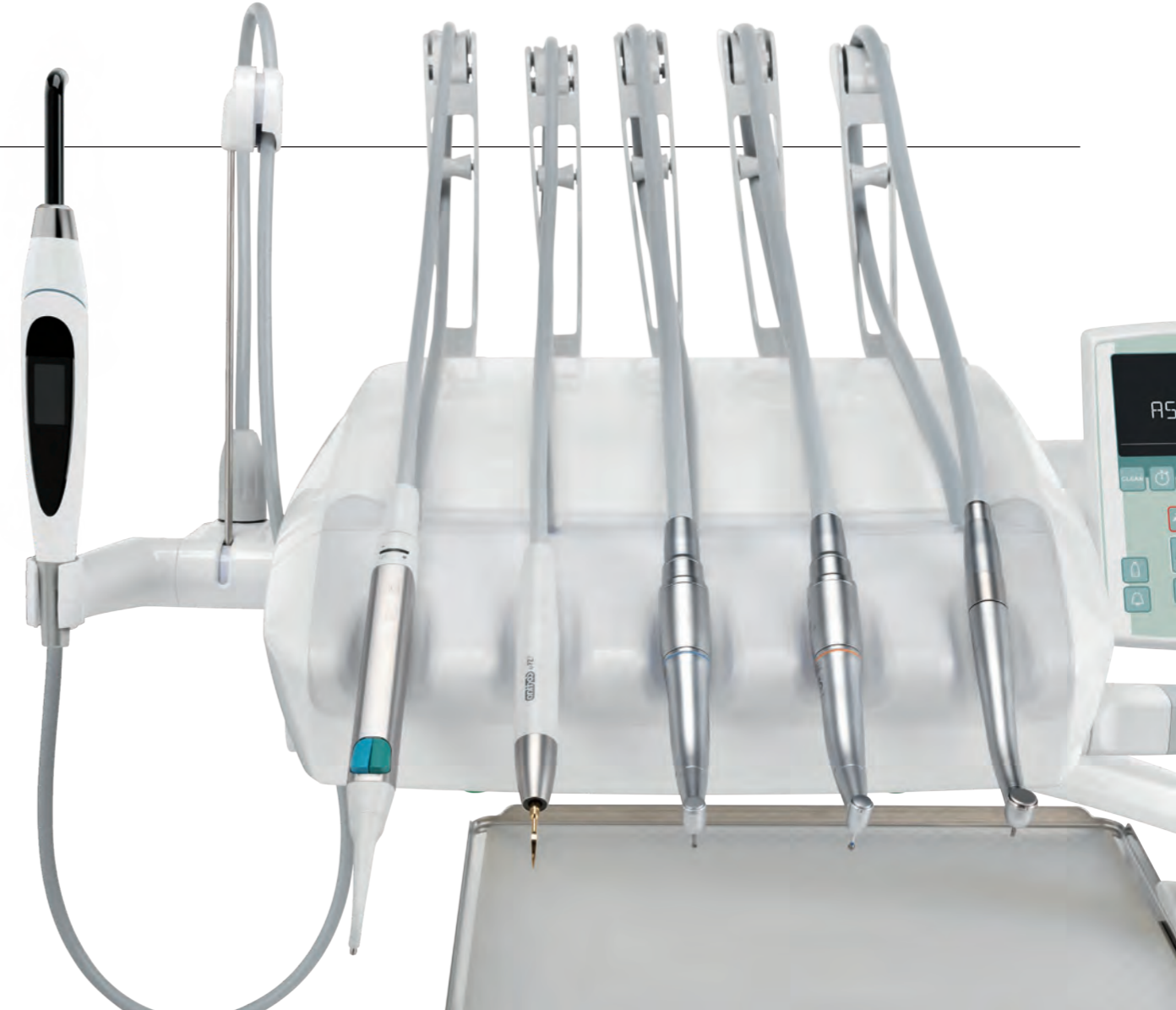
Multi-profile feature. Cuspidor-cup system automatisms, favourite working positions and settings for every single instrument can be saved for up to 4 different users, ensuring maximum versatility of use. This function is useful in multi-dentist surgeries or in clinics where there is high turnover of specialists.

High performance instruments

POTENTIAL

Thanks to high-performance integrated instruments, Classe A5 lets dentists face all treatment scenarios with confidence. The instrument panel can control dental unit modes and can also be used to personalise instrument parameters or

recall preferences from the LCD screen. In conservative mode it's possible to set turbine speed, micromotor speed and the type of contra angle applied, with real-time on-screen information feedback.



FLUO micromotors.

Available as an option on both micromotors, the fluorescent LED light highlights composite materials.



Micromotors.

Two versions: i-MMr (3.3 Ncm) with and without LED, i-MMs (5.3 Ncm) with LED lighting and ready for endodontic treatment. Both with speed range from 100 to 40,000 rpm.



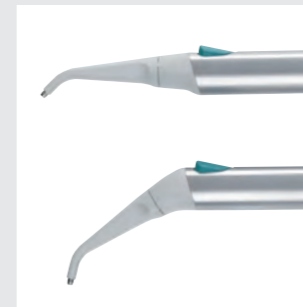
Scalers.

With or without LEDs, handpieces compatible with the best tips on the market. Highly useful in ENDO mode as root canal treatment instruments.



Turbines and contra angles.

Dentists can use a broad range of turbines and contra angles for specific dentistry tasks.



Syringes.

Ergonomically-shaped 3 and 6-way syringes are available. The metal syringe body and the tip (both straight and angled versions are available) can be removed and autoclaved.



T-LED.

New curing light with a broad emissions spectrum that allows optimal activation even of latest-generation composites. Maximised ergonomics thanks to the swivel grip.



HD camera.

The C-U2 has glass optics and a LED light diffuser. It incorporates an HD 16:9 sensor that captures high definition clinical images.

Instruments for every need, from lightweight, ergonomic micromotors to the thin-tip HD video camera with touch key for easier use of the freeze-frame function. A selection of advanced handpieces ensures dentists can make full use of their hard-won professionalism.


Integrated clinical performance

ENDODONTICS

Classe A5 provides dentists with an optional integrated endodontics system that optimises ergonomics during root canal treatment. The system includes a brushless micromotor with Autostop, Autoreverse and Autoforward functions. The electronic apex locator - again, integrated and managed by the software on the dental unit - is a valuable aid for endodontic treatment.



Endodontics. During endodontic work the colour LCD control panel displays key data to give the dentist full control over treatment. Everything needed for endodontic treatment is on the dentist's module.



Apex locator. The apex distance is displayed on the LCD during the root canal instrumentation phase. The nearing of the apex is verified by the ENDO software. Once the apex is reached the Apex-Stop function interrupts micromotor rotation.



i-MMs micromotor. Light, compact and fully autoclavable. Fine, precise torque adjustment. Incorporated LED lighting.

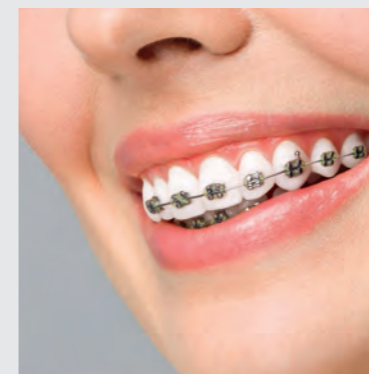
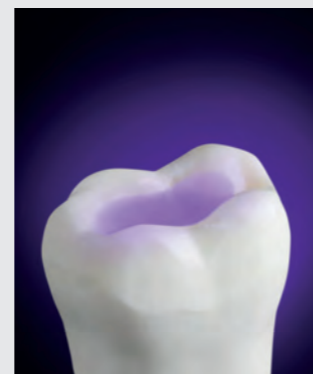


Contra-angle. With a 4:1 reduction ratio, the EVO E4 can be autoclaved and heat-disinfected. A miniaturised head aids access to difficult-to-reach treatment zones.

CONSERVATIVE DENTISTRY

Micromotors with FIT technology.

In addition to improvements that reduce both weight and noise, Anthos micromotors are now available with FIT (Fluorescence-aided Identification Technique) technology to detect any composite materials in the teeth. Activating the fluorescent LED lights incorporated in the micromotor highlights those parts of the tooth treated with composite materials. In the case of old composite that needs to be reworked, this visual aid helps dentists shorten treatment times and operate more precisely and safely. It also provides excellent dental inspection support by clearly identifying any composite materials present.



For orthodontics and aesthetic treatment.

Following completion of fixed brace treatment, bracket removal is simpler and more effective if the composite material is clearly highlighted by the fluorescent LED light emitted by the micromotor. Being able to detect the composite material that secures the invisible attachments using fluorescent LED light is extremely useful during removal procedures. Dentists can thus proceed more safely, confident that no composite traces will be left on the tooth.



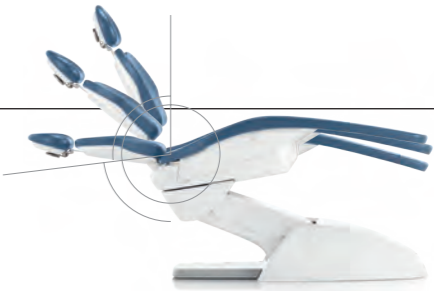
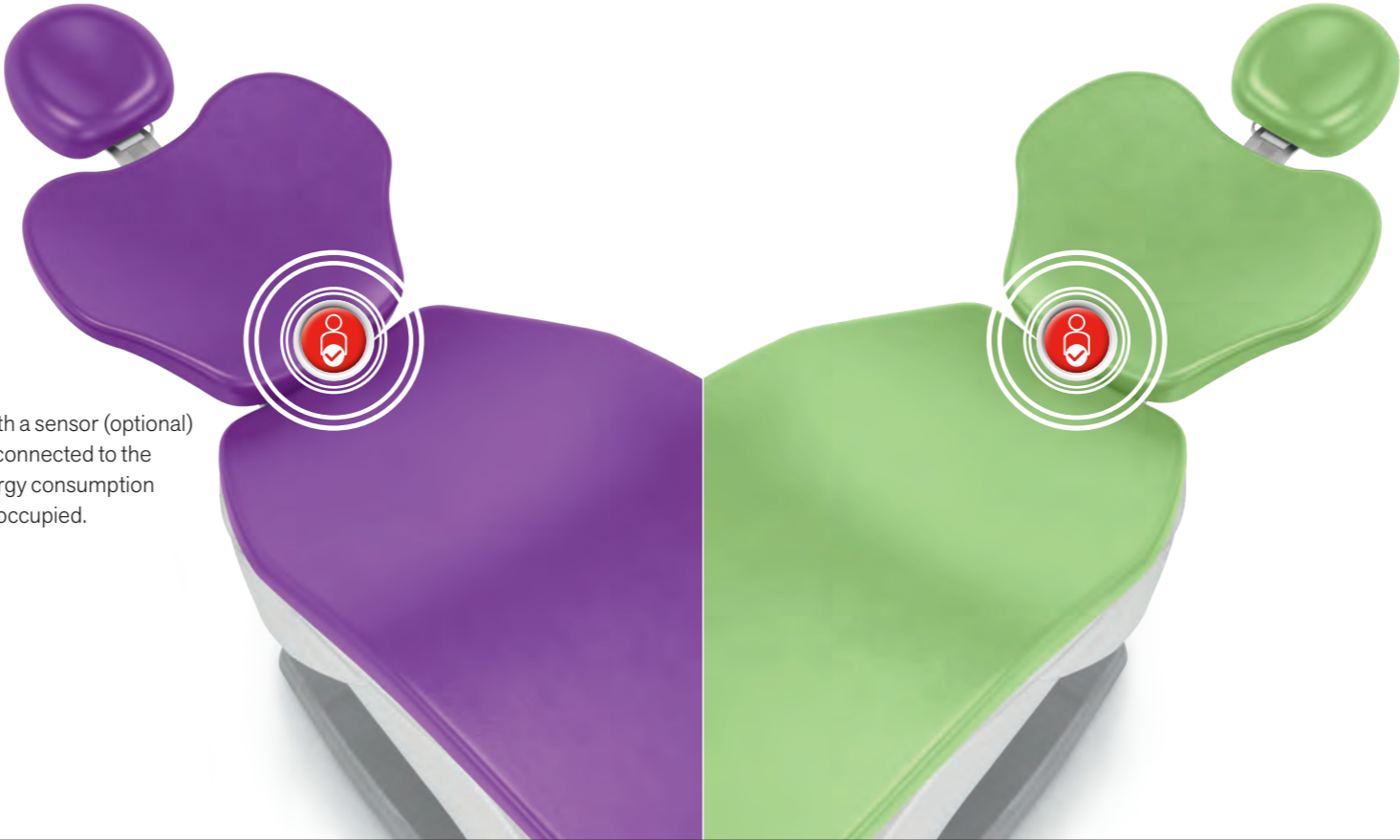
Coordinated comfort

COMFORT

Patient chair design optimises working ergonomics for the dentist and maximises patient comfort. The upholstery (which can be matched with the seats, purchasable as accessories) is hard-wearing, seamless and available in 14 different colours. Optional Memory Foam padding offers patients an exclusive wellness experience.



Patient presence sensor.
The patient chair can be equipped with a sensor (optional) that detects patient presence; this is connected to the stand-by function, thus reducing energy consumption when the patient chair is not actually occupied.



ISO-JOINT ergonomics.
Thanks to new ISO-JOINT geometry, compensated backrest-seat movement maximises comfort and minimises sliding of the patient's head.



Vertical excursion and lift capacity.
Extensive vertical travel (37-80 cm) makes it easier to provide treatment in comfort and allows easy patient chair access for the elderly. The patient chair is certified to lift patients weighing up to 190 kg.



Backrests.
A choice of three backrest types - narrow, wide and Nordic - meets all the dentist's ergonomic needs. As always, the backrest guarantees patient comfort and easy access.

COLOURS

- 102 198 Atlantic blue
- 113 183 Pacific blue
- 106 196 Mediterranean blue
- 136 186 Indian blue
- 135 194 Venetian red
- 115 195 Scottish salmon
- 132 192 Blueberry violet
- 134 184 Japanese wisteria
- 103 182 Nevada yellow
- 123 193 Polynesian green
- 101 197 Caribbean green
- 137 187 Satin silver
- 121 199 Anthracite grey
- 130 180 Graphite black



	102	113	106	136	135	115	132
Standard upholstery							
Memory Foam padding	198	183	196	186	194	195	192
	134	103	123	101	137	121	130
Standard upholstery							
Memory Foam padding	184	182	193	197	187	199	180



CLASSE A5
CONTINENTAL



Flexible installation.

To minimise the amount of adaptation work - or eliminate it altogether - during dental unit installation, there are two points for connection to the floor-mounted outlets. Under the leg rest or under the front of the unit body. This provides greater flexibility when replacing an old patient chair.

CLASSE A5
INTERNATIONAL



CLASSE A5
CHAIR WITH CUSPIDOR



CLASSE A5
SINGLE CART



CLASSE A5
CART




Classe A5 Cart. Available on its own or combined with the patient chair, Classe A5 Cart is ideal for surgeries requiring a solution that is both ergonomic and highly flexible. The hallmarks of this version are the smooth handling, extensive freedom of movement and height adjustment of the dentist's module and the staggered instrument positioning.

Innate flexibility

DENTIST'S MODULES

Continental.

Compact and light, the Continental version dentist's module - supported by the new arm system and featuring an optional pneumatic brake - allows positioning in every quadrant of the work area to maximise operating flexibility. Tray holder module available in two sizes: standard and compact.



Instrument lever design - with reduced vertical bulk to minimise interference with the operating light - gives the instruments considerable reach.



International.

The International version has been designed with ergonomics very much in mind. Featuring modern design, the dentist's module benefits from an ergonomic instrument layout, ensuring handpieces can be picked up with ease from any work area.

Practicality also stems from the large control panel with colour LCD screen; this gives access to settings for all instruments, the patient chair and integrated accessory devices.

To complete the set-up, dentists can choose from a wide range of options, such as a sixth instrument or X-ray sensor, transthoracic tray and large backlit X-ray viewer.



Personalised configurations

ASSISTANT'S MODULES

The innate flexibility of Classe A5 also ensures maximum configurability on the assistant's side. Both the number of available holders and the module arm type can be configured to suit the dental team's needs. The as-standard 3-holder module

(with the option of a double-articulated, height-adjustable arm) comes ready for 2 cannulae and a handpiece. You can choose between a syringe, camera, curing light and a dynamic instrument.



Assistant's module with 5 instruments.

The optional module has 5 instruments. It can assume any position needed to maximise working ergonomics. The two cannulae can be combined with up to 3 handpieces as desired, including camera, syringe, and T-LED curing light or a dynamic instrument.

A positionable stainless steel tray holder completes the accessory range.



ORTHO module.

Available with 4 or 5 holders, the module for the chair with cuspidor version lets holders contain, in addition to the 2 suction cannulae, up to 2 dynamic instruments (users can choose scaler, electric induction micromotor or turbine).

A convenient glass-protected display, which makes sanitisation easy, completes the module, ensuring dentists can control the key settings on every single instrument.



Lighting

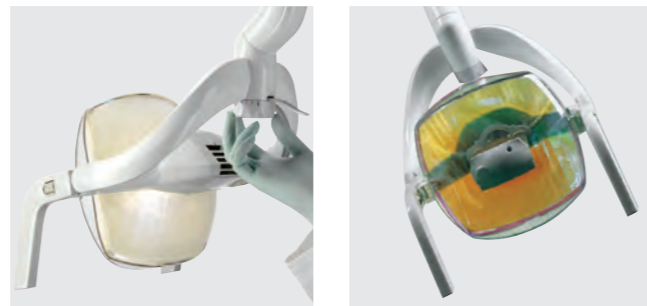
OPERATING LIGHTS

The broad selection of operating lights available on Classe A5 lets dentists choose between LED and halogen light sources. The as-standard light on the dental unit is the halogen Venus Plus, while the two optional lights belong to the LED generation.

Venus Plus. High performance operating light with front protective screen and removable handles for easy disinfection. Three-axis-rotation ensures maximum manoeuvrability in all treatment situations.



Integrated potentiometer. Supplied as standard, the Venus Plus halogen light features a soft-start function and a colour temperature of 4900K. Light intensity ranges from 8,000 to 35,000 Lux and is adjusted via a potentiometer.



Venus Plus L-LED. LED operating light with hermetically sealed front screen (optional). Potentiometer-adjustable light intensity, from 3,000 to 50,000 Lux. Colour temperature 5000K. On-off control also via infrared sensor.



Venus LED MCT (Multi Colour Temperature).

Latest-generation operating light that can emit 3 different colour temperatures: 4300K (warm light) for surgical treatment, 5000K (neutral light) for conservative dentistry and 5500K (cool light) for realistic colour capture.

The **Curing Mode** function modifies light wavelength to prevent pre-polymerization of the compounds, simultaneously ensuring optimal lighting.



Safety in the surgery

HYGIENE

A broad selection of integrated hygiene systems ensures workplace safety. Safety for patients, personnel and the dentist. In addition to automatic devices that prevent contamination of internal ducting, the

design features effectively minimise the risk of cross-contamination. The colour LCD control panel gives the user full control over sanitisation cycle progress.



W.H.E. Certified DVGW continuous disinfection system that prevents backflow contamination of the dental unit water supply and acts against all water-borne contaminants. The use of Peroxy Ag⁺ is recommended.



BIOSTER and FLUSHING. The automatic BIOSTER system performs intensive disinfection of instrument spray internal circuits with an antiseptic liquid (Peroxy Ag⁺). FLUSHING eliminates any stagnant liquid from the ducts with a rapid rinsing action.



A.C.V.S. Automatic system for the flushing and disinfection of the suction system. Allows sanitisation to be performed between one patient and the next.



S.H.S. Device that feeds water to the sprays as an independent alternative to mains water. Works via a reservoir filled with distilled water. Extremely useful where mains water is hard.



O.D.R. As-standard mechanism that automatically emits an air jet to clean any residual liquids or solids from the handpiece after use.



Double filters. These easily removable filters make emptying and cleaning tasks simple.



Handle. The Continental dentist's module handle can be removed and autoclaved.



Covers. Practical disposable covers that protect the glass surfaces of the control panel.



Cannulae guides. Easy-to-remove elements ensure perfect cleanliness in what is a potentially critical area.



Quick couplings. Release system for cleaning and/or replacement.



Removable support. On the Continental module, the instrument support can be removed and disinfected



Upholstery. Easy-to-sanitise, durable seamless upholstery.

Real-time diagnosis

DIAGNOSTICS

Speeding up diagnostics optimises workflows and lays the foundation for effective communication with the patient. An integrated multimedia system - which includes LED monitor, camera and X-ray devices on board the dental unit - ensures dentists can proceed rapidly with diagnosis

and illustrate the treatment plan. Cutting-edge instruments, device/image control software and a simple wireless handheld device for taking digital X-rays form a high-end integrated system that is available as an optional.

MULTIMEDIA

C-U2 HD camera.

High-resolution images aid dentist-patient communication. Easy to use (no manual adjustment required), slender design means distal zones can be reached with ease.

22" LED Monitor.

The integrated 22" monitor can be cable-connected to a PC. A multitouch version, where the screen can be positioned via 2 different types of support, is also available.

Display.

The monitor can display individual camera images or a mosaic of up to 4 images to make rapid comparisons.

RADIOLOGY

RXDC - HyperSphere technology.

Intra-oral X-ray system integrated with the dental unit via a handheld wireless device. Outstanding images thanks to the parallelism that stems from 30 cm collimation and a focal spot of 0.4 mm. Rotating around the spherical coupling, the tube head can reach any position.

Zen-X.

X-ray sensor incorporated in the dentist's module, ready to use with USB cable. Able to capture HD images with low X-ray doses, the sensor comes in two different sizes. Able to be sanitised, the sensor is IP67 certified against water and dust infiltration.

22" LED Monitor.

Full HD 16:9 1920 x 1080 pixel flat screen monitor with IPS panel to aid viewing from any angle. LED light sources ensure optimal brightness and contrast.



The value of choice

ACCESSORIES

A broad range of accessories lets dentists personalise the surgery according to their specific needs.

Seats.

A range packed with ergonomic solutions.

S9 is the latest-generation saddle-shaped active seat with tilt mechanism. Evens out weight distribution and corrects posture to minimise strain on the spine.

S7 for the dentist, height adjustable and with the option of adapting the backrest angle.

S8 for the assistant, with a circular seat to facilitate frequent position adjustments as required during treatment.

Each model contributes to maintaining energy levels and a feeling of wellbeing throughout the day.



Foot control.

Three different ergonomic designs are available, each of which has a wireless version. These allow activation of Chip Air/Water, micromotor rotation inversion, patient chair movement and recall of saved positions.



Stop Vacuum.

Device incorporated in the patient chair base: when pressed it interrupts suction without the user having to replace the cannulae in the holders.



Cuspidor bowl unit.

Fully removable for fast, effective sanitisation, the cuspidor bowl unit consists of parts that are easy to clean and disinfect (ceramic as standard or, as an optional, glass).



Headrest.

In addition to an adjustable 2-axis version with mechanical lock, the Comfort model features a pneumatic lock system and 3-axis movement for freer, more precise positioning.



Anthos Connect

All products in the Anthos dental unit range are equipped with an integrated device that allows internet connection. This means the practice can rely on a real-time remote diagnosis and technical support service. Moreover, Di.V.A.* (digital virtual assistant) lets dentists track use of the dental unit, the instrumentation and the completed

disinfection cycles, all on a simple dashboard.

Just open any browser to access the digital virtual assistance services website. Constantly updated, these services are available on the cloud, are specific to the purchased model and do not require any software downloads.

REMOTE ASSISTANCE



*Digital Virtual Assistant



General use.

It's possible to monitor usage of a single dental unit or the complete installed machine pool. This means a dental practice owner or a dental practice chain can track how their dental units are being used, as quantified by the optional sensor that detects patient presence or operating light activation.



Disinfection cycles.

The Di.V.A. tracks frequency of hygiene system use. It logs each system start to build up a record of performed disinfection cycles. Useful for in-practice inspections, it also estimates consumption and monitors effective reactivation of equipment.

Using the instruments.

The dashboard lets users monitor how the integrated instrumentation is actually used, info on individual instrument work modes (Conservative, Endo) included. This helps estimate maintenance requirements or assess the need for upgrades on some machines.

Tutorials and user manuals.

Thanks to Di.V.A., users can access tutorials specific to the purchased model (e.g. a video showing how to disassemble the cuspidor bowl or fill the tanks used for disinfection). Users also have direct access to the constantly-updated online use and maintenance manual.